

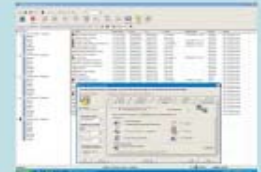


Bring it all together via Automation

- **What is Automation?**
- **Why should we Automate?**
- **How do we enable Automation?**
- **What are the benefits?**



End User Friendly
Intuitive Interface



Immediately enhance
your workflow

SpooliT automatically converts and outputs spool files to:





What is Automation?

- Automation automates tasks such as:
 - Archiving + Indexing
 - eMail distribution
 - Faxing
 - Exporting documents to folders in (PDF, EXCEL, WORD, CSV, HTML, RTF, TXT etc)
 - Uploading exported documents to FTP servers
 - Splitting large reports into sections and distributing each
 - Cleaning up reports from OUTQ's (Printer queues)
 - Managing reports (Moving, copying deleting reports on OUTQ's)
 - Redirecting reports from an iSeries to LAN printers
- Any task that can be performed manually in SpooliT can also be automated
- Automation can be scheduled to run at certain times such as
 - Nightly,
 - Every hour,
 - Certain days of the week,
 - Each Month, Each
 - Year, or
 - Real-time
- Automation runs 24/7 – unattended
- Automated processes recover job steps even if:
 - Network is down
 - iSeries is running day-end,
 - During IPL's
 - When the iSeries becomes available automation continues as normal.



End User Friendly
Intuitive Interface



Immediately enhance
your workflow





Perfect Reporting

- Everytime
- Automatically
- Any format
- Any file type



Why should we Automate?

SpooliT enables you to:

- Archive reports
- eMail reports in multiple formats
- Fax reports
- Export reports in multiple formats,
- Delete, Move and Copy reports,
- Redirect reports to non iSeries printers
- Work with historical reports.

We have already discussed the benefits of the above, and its easy to justify why we should change processes and workflows.

We can achieve the above functionality with SpooliT (manually) however replacing hardcopy with softcopy (manually) in itself is only part of the solution.

The major benefits are delivered to an organization when processes and workflows are automated with SpooliT Automation services.



How do we enable Automation?



Any rules or process in SpooliT can be automated via wizards in two easy steps.

1. Create a selection rule (to process reports or entire OUTQ's).
Rules apply to the following:
 - Exports to folders
 - eMail and Fax distribution
 - Report splitting or bursting
 - Excel or CSV creation
 - OUTQ management
2. Automate the rule
 - Real-time,
 - Hourly or multiples of hours
 - Day-end or Nightly
 - Specific times of the day
 - Month-end
 - Certain days of the week at specific times
 - Year-end



End User Friendly
Intuitive Interface

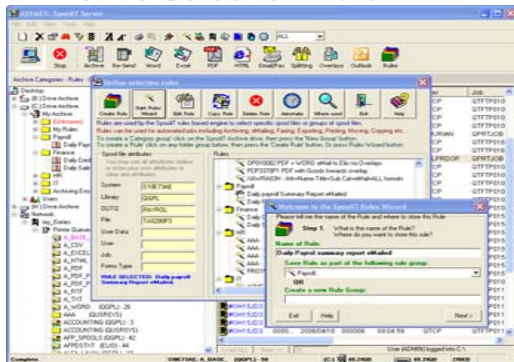


Immediately enhance
your workflow

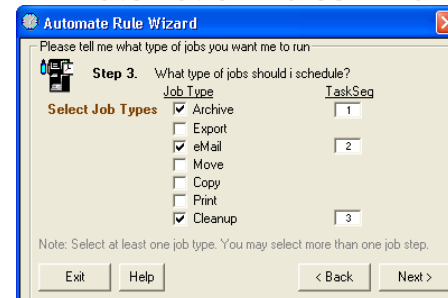
SpooliT was designed with simplicity in mind.

Complex workflow processes are simplified with these two simple steps.

1. Define Selection Rule



2. Automation Rules Wizard



What are the benefits?

Perfect Reporting

- Everytime
- Automatically
- Any format
- Any file type



- **Automation processes run unattended 24/7**
- **Archiving can be automated based on rules**
- **eMail and Fax distribution can be automated based on rules**
- **Report splitting and distribution can be automated based on rules**
- **Excel distribution can be automated based on rules**
- **OUTQ management can be automated based on rules**
- **Removes the reliance on hardcopy 'print only' solutions**
- **Introduce choice for users, customers or suppliers that prefer softcopy.**
- **Automate delivery of period reports (day-end, month-end etc) and real-time ad-hoc reports in any file format**
- **Instant delivery of report information as reports are produced**
- **Save paper and consumable costs for hardcopy reports**
- **Save postage, delivery and distribution costs**
- **Save operator resource to print, burst and distribute reports**
- **Requires no application software changes to implement – It is Rules based**
- **Simplifies I.T Operations**



Security at
your finger
tips



SpooliT always
delivers

